


# **LEPHALALE**

**LOCAL Municipality**

---



**SECOND QUARTER WITHDRAWAL  
REPORT AS  
AT 31 DECEMBER 2021**

ITEM A22/2022[1]

**WITHDRAWALS REPORT FROM MUNICIPAL BANK ACCOUNT IN TERMS OF SECTION 11(4) OF THE MFMA, 2003 FROM 1 JULY 2021 TO 31 DECEMBER 2021**

5/18/1

COUNCIL: 28 JANUARY 2022

**RESOLVED**

1. That Withdrawals report from Municipal Bank Account from 1 July 2021 to 31 December 2021 be noted.
2. That it be noted that the amount of R355 671 585,20 was withdrawn from the Municipal Bank Account from 1 July 2021 to 31 December 2021.
3. That is be noted that the breakdown is as follows:

DESCRIPTION	1 <sup>ST</sup> QUARTER	2 <sup>ND</sup> QUARTER	TOTAL
Bulk Services	39 867 694,57	60 713 063,36	100 580 757,93
Contracts	20 832 802,88	16 241 804,25	37 074 607,13
Creditors	23 830 147,58	36 366 471,81	60 196 619,39
Capital Projects	16 738 779,73	38 104 375,91	54 843 155,64
Salaries	45 979 022,45	56 997 422,66	102 976 445,11
<b>Total</b>	<b>147 248 447,21</b>	<b>208 423 137,99</b>	<b>355 671 585,20</b>

4. That copies of the report be submitted to the relevant Provincial Treasury.
5. That the report be referred to MPAC for further scrutiny.

CFO

ITEM A22/2022[1]

**WITHDRAWALS REPORT FROM MUNICIPAL BANK ACCOUNT IN TERMS OF SECTION 11(4) OF THE MFMA, 2003 FROM 1 JULY 2021 TO 31 DECEMBER 2021**

5/18/1

EXCO: 25 JANUARY 2022

**REPORT OF THE CHAIRPERSON OF THE PORTFOLIO COMMITTEE OF GOVERNANCE, ADMINISTRATION, BUDGET AND TREASURY**

**1. PURPOSE**

The purpose of the report is to inform Council of Withdrawals from Municipal Bank Account in accordance with Section 11(4) of the MFMA, 2003 from 1 July 2021 to 31 December 2021.

**2. LEGAL REQUIREMENTS**

MFMA

**3. BACKGROUND**

In terms of the Section 11(4) of the Municipal Finance Management Act (MFMA) it is required that a consolidated report of Withdrawals from the bank accounts of a Municipality be submitted to the Council within 30 days after the end of each quarter. Section 11(4)(b) stipulates that the Accounting Officer must submit a copy of the report to the relevant Provincial Treasury and the Auditor General.

The following Table outlines all the Withdrawals made from the Municipality's primary Bank Account from 01 July 2021 to 31 December 2021.

The following totals are on the attached report:

DESCRIPTION	1 <sup>ST</sup> QUARTER	2 <sup>ND</sup> QUARTER	TOTAL
Bulk Services	39 867 694,57	60 713 063,36	100 580 757,93
Contracts	20 832 802,88	16 241 804,25	37 074 607,13
Creditors	23 830 147,58	36 366 471,81	60 196 619,39
Capital Projects	16 738 779,73	38 104 375,91	54 843 155,64
Salaries	45 979 022,45	56 997 422,66	102 976 445,11
<b>Total</b>	<b>147 248 447,21</b>	<b>208 423 137,99</b>	<b>355 671 585,20</b>

**3.1 CHALLENGES**

None

**4. STAFF IMPLICATIONS**

None

**5. FINANCIAL IMPLICATIONS**

The total withdrawals amount from 1 July 2021 to 31 December 2021 is **R355 671 585,20**

**6. OTHER PARTIES CONSULTED**

All Directorates

**7. ATTACHMENTS**Withdrawals Reports (**ANNEXURE**).**RECOMMENDED**

1. That Withdrawals report from Municipal Bank Account from 1 July 2021 to 31 December 2021 be noted.
2. That it be noted that the amount of R355 671 585,20 was withdrawn from the Municipal Bank Account from 1 July 2021 to 31 December 2021.
3. That it be noted that the breakdown is as follows:

<b>DESCRIPTION</b>	<b>1<sup>ST</sup> QUARTER</b>	<b>2<sup>ND</sup> QUARTER</b>	<b>TOTAL</b>
Bulk Services	39 867 694,57	60 713 063,36	100 580 757,93
Contracts	20 832 802,88	16 241 804,25	37 074 607,13
Creditors	23 830 147,58	36 366 471,81	60 196 619,39
Capital Projects	16 738 779,73	38 104 375,91	54 843 155,64
Salaries	45 979 022,45	56 997 422,66	102 976 445,11
			-
<b>Total</b>	<b>147 248 447,21</b>	<b>208 423 137,99</b>	<b>355 671 585,20</b>


4. That copies of the report be submitted to the relevant Provincial Treasury.

Item GA&BTO08/2022 [1]  
Annexure

Item A22/2022 [1]  
Annexure

SUMMARY WITHDRAWALS 31 DECEMBER 2021

DESCRIPTION	1 <sup>ST</sup> QUARTER	2 <sup>ND</sup> QUARTER	TOTAL
Bulk Services	39 867 694,57	60 713 063,36	100 580 757,93
Contracts	20 832 802,88	16 241 804,25	37 074 607,13
Creditors	23 830 147,58	36 366 471,81	60 196 619,39
Capital Projects	16 738 779,73	38 104 375,91	54 843 155,64
Salaries	45 979 022,45	56 997 422,66	102 976 445,11
<b>Total</b>	<b>147 248 447,21</b>	<b>208 423 137,99</b>	<b>355 671 585,20</b>




## EXPENDITURE REPORT FOR OCTOBER 2021

PaymentID	PaymentDate	SupplierName	AMOUNT PAID	INVOICE DATE	RECEIVED DATE	PAYMENT DATE
14428	04-10-2021	WILHELM RIAAN SPARKS	2 718,19	2021/09/28	2021/09/28	2021/10/01
14431	04-10-2021	MOGOL NUUSVERSPREIDERS	1 145,00	2021/08/20	2021/09/28	2021/10/01
14432	04-10-2021	M J MORAKA TRADING AND PROJECTS	5 000,00	2021/09/24	2021/09/29	2021/10/01
14433	04-10-2021	Thomson's Body 107	5 000,00	2021/05/19	2021/09/30	2021/10/01
14434	04-10-2021	GOMBAMENI RISK AND EVENT MANAGEMENT	1 489 484,85	2021/09/13	2021/09/20	2021/10/01
14435	04-10-2021	INSPIRED TRAINING EMPOWERING PROFESSIONALS	49 680,00	2021/09/17	2021/09/30	2021/10/01
14436	04-10-2021	ESKOM	3 901,52	2021/09/23	2021/09/29	2021/10/01
14437	04-10-2021	ESKOM	6 408,11	2021/09/23	2021/09/29	2021/10/01
14438	04-10-2021	ESKOM	6 101,67	2021/09/23	2021/09/29	2021/10/01
14439	04-10-2021	ESKOM	47 003,53	2021/09/23	2021/09/29	2021/10/01
	04-10-2021	PAYROL THIRD PARTIES	1 089,25	2021/10/04	2021/10/04	2021/10/04
14440	05-10-2021	ESKOM	25 259 421,61	2021/09/04	2021/09/14	2021/10/04
14441	04-10-2021	ESKOM	102 664,99	2021/09/23	2021/09/29	2021/10/01
14442	04-10-2021	SAMU431 TRADING	147 459,00	2021/09/06	2021/10/01	2021/10/01
14443	04-10-2021	FHSOL ENGINEERS	264 185,64	2021/09/13	2021/09/21	2021/10/01
14444	04-10-2021	K T S GENERAL TRADER	159 382,64	2021/09/27	2021/10/01	2021/10/01
14445	04-10-2021	SUIT ME	29 800,00	2021/09/04	2021/10/01	2021/10/01
14446	05-10-2021	FIRST TECHNOLOGY	109 245,34	2021/09/04	2021/10/01	2021/10/01
14447	05-10-2021	MAMALEA HOLDINGS	6 000,00	2021/09/27	2021/10/04	2021/10/05
14448	05-10-2021	Nkeke Phaswana	2 075,85	2021/09/29	2021/10/04	2021/10/05
14449	05-10-2021	4 Seasons Guest Houses	291,40	2021/09/29	2021/10/04	2021/10/05
14450	05-10-2021	Tshepo Ephraim Mohlake Te II	3 937,17	2021/09/29	2021/10/04	2021/10/05
14451	05-10-2021	Andries Petrus De Jager	7 876,84	2021/09/29	2021/10/04	2021/10/05
14452	05-10-2021	Cuan Mark James Mc Cabe	5 786,29	2021/09/29	2021/10/04	2021/10/05
14453	05-10-2021	Mothusiemang Isaac Tshaboeng	1 015,14	2021/09/29	2021/10/04	2021/10/05
14454	05-10-2021	TSHEPO JULIA MOSIMA	1 779,25	2021/09/29	2021/10/04	2021/10/05
14455	05-10-2021	Mothusiemang Isaac Tshaboeng	1 074,65	2021/09/29	2021/10/04	2021/10/05
14456	05-10-2021	Noa Trust	791,92	2021/09/29	2021/10/04	2021/10/05
14457	05-10-2021	Khomotjo Henry Chueu	1 654,51	2021/09/29	2021/10/04	2021/10/05
14458	05-10-2021	JERRY TRADING AND ENTERPRISE	43 000,00	2021/10/01	2021/10/04	2021/10/05
	06-10-2021	PAYROL THIRD PARTIES	767 042,74	2021/10/06	2021/10/06	2021/10/06
	06-10-2021	PAYROL THIRD PARTIES	1 000,00	2021/10/06	2021/10/06	2021/10/06
	06-10-2021	PAYROL THIRD PARTIES	3 023 821,01	2021/10/06	2021/10/06	2021/10/06
	07-10-2021	PAYROL THIRD PARTIES	7 600,00	2021/10/06	2021/10/06	2021/10/06
14459	07-10-2021	KRANSBERG ENGINEERING SUPPLIES	23 736,16	2021/09/30	2021/10/06	2021/10/07
14460	07-10-2021	JJE GENERAL DEVELOPMENTS	31 178,23	2021/09/23	2021/10/04	2021/10/07
14462	08-10-2021	RALUKA ENTERPRISE (PTY) LTD	82 413,00	2021/09/30	2021/10/05	2021/10/08
14463	08-10-2021	MAMOTHU TRADING AND PROJECTS	12 075,00	2021/10/04	2021/10/06	2021/10/08
14464	08-10-2021	OREO TIDINGS	21 500,00	2021/09/28	2021/10/06	2021/10/08
14465	08-10-2021	BOFFO BUSINESS SOLUTIONS	29 900,00	2021/09/30	2021/10/06	2021/10/08
14466	08-10-2021	WATERBERG COMMUNITY RADIO	10 000,00	2021/09/23	2021/10/07	2021/10/08
14467	08-10-2021	VICTRIX CONSTRUCTION AND PROJECTS	26 250,00	2021/09/29	2021/10/07	2021/10/08
14468	08-10-2021	Ceekay Suppliers	17 500,00	2021/10/05	2021/10/06	2021/10/08
14469	07-10-2021	ESKOM	224 041,48	2021/09/09	2021/10/07	2021/10/07
14470	07-10-2021	SA POST OFFICE	76 292,58	2021/09/22	2021/10/07	2021/10/07
14471	08-10-2021	LEPHALALE EXHAUST AND TYRE FITMENT CENTRE	17 914,21	2021/09/29	2021/10/01	2021/10/08
14472	08-10-2021	VICTRIX CONSTRUCTION AND PROJECTS	21 250,00	2021/10/04	2021/10/06	2021/10/08
14473	08-10-2021	MASHOKOE KOETXA PTY LTD	29 800,00	2021/10/02	2021/10/06	2021/10/08
14474	15-10-2021	MABOTSE CATERING AND TRANSPORT SERVICES	3 000,00	2021/10/04	2021/10/06	2021/10/08
14475	08-10-2021	SAM'S LOGISTICS	25 000,00	2021/10/06	2021/10/06	2021/10/08
14476	08-10-2021	MODIBA MZAMANE GILBERT	1 580,61	2021/09/30	2021/10/07	2021/10/08
14477	08-10-2021	MATHEBULA GRANNY MKATEKO	1 305,30	2021/09/30	2021/10/07	2021/10/08
14478	08-10-2021	Tshifaro Mpho	3 110,70	2021/09/30	2021/10/07	2021/10/08
14479	08-10-2021	LEKALAKALA JACOB RAMAPONO JACOB PAPINKIE	1 111,50	2021/09/30	2021/10/07	2021/10/08
14480	08-10-2021	MALEMATJIA MOSES	4 113,80	2021/09/30	2021/10/07	2021/10/08
14481	08-10-2021	Makgai Zacharia Nkotsane	2 547,90	2021/09/30	2021/10/07	2021/10/08
14482	08-10-2021	LEVEL UP BREAKTHROUGH SERVICES AND SUPPLY	25 300,00	2021/10/05	2021/10/07	2021/10/08
	08-10-2021	ADVANCES PAYROL	1 517,00	2021/10/08	2021/10/08	2021/10/08
	08-10-2021	ADVANCES PAYROL	20 931,18	2021/10/08	2021/10/08	2021/10/08
14483	07-10-2021	FOREVER RESORTS WARMBAD	1 440,00	2021/10/07	2021/10/07	2021/10/07
14484	08-10-2021	MAMOTHU TRADING AND PROJECTS	29 900,00	2021/10/07	2021/10/07	2021/10/08
14485	08-10-2021	LETS TRADE 1240	21 620,00	2021/09/03	2021/10/07	2021/10/08
14486	08-10-2021	TRUVELO AFRICA ELECTRONICS DIVISION	5 263,49	2021/09/23	2021/10/08	2021/10/08
14487	08-10-2021	MIDWAY GENERAL SUPPLIES	7 483,49	2021/09/23	2021/10/04	2021/10/08
14488	08-10-2021	FARISA CONSTRUCTION	390 333,77	2021/10/01	2021/10/08	2021/10/08
14489	11-10-2021	PRETOR SKRVFBEHOEFTE	10 757,47	2021/08/30	2021/10/06	2021/10/08
	14-10-2021	ADVANCES PAYROL	3 034,00	2021/10/14	2021/10/14	2021/10/14
	14-10-2021	ADVANCES PAYROL	35 457,00	2021/10/14	2021/10/14	2021/10/14
	15-10-2021	ADVANCES PAYROL	10 846,00	2021/10/15	2021/10/15	2021/10/15

14492	15-10-2021	MAPHOTO KHOLOPELO	1 081,00	2021/10/07	2021/10/11	2021/10/13
14496	15-10-2021	Hella Magdalena Heystek	11 172,60	2021/09/29	2021/10/11	2021/10/14
14497	15-10-2021	BAROLONG PROJECTS AND SUPPLY	29 500,00	2021/10/05	2021/10/12	2021/10/14
14498	15-10-2021	DITSHABA ELECTRICAL PROJECTS	27 600,00	2021/10/06	2021/10/12	2021/10/14
14499	15-10-2021	MATETE HYGIENIC SERVICE	28 900,00	2021/09/30	2021/10/11	2021/10/15
14500	15-10-2021	WACO AFRICA	17 422,50	2021/08/25	2021/10/05	2021/10/15
14501	15-10-2021	ESKOM	8 063,34	2021/10/08	2021/10/13	2021/10/28
14502	15-10-2021	ESKOM	221 896,76	2021/10/08	2021/10/13	2021/10/28
14503	15-10-2021	ESKOM	114 305,90	2021/10/05	2021/10/13	2021/10/28
14504	15-10-2021	ESKOM	40 379,53	2021/10/05	2021/10/13	2021/10/28
14505	15-10-2021	ESKOM	2 459,51	2021/10/05	2021/10/13	2021/10/28
14506	15-10-2021	ESKOM	3 185,73	2021/10/05	2021/10/13	2021/10/28
14507	15-10-2021	ESKOM	10 368,25	2021/09/28	2021/10/13	2021/10/14
14508	21-10-2021	ESKOM	4 933,83	2021/09/28	2021/10/13	2021/10/20
14509	15-10-2021	KONE ELEVATORS SOUTH AFRICA	2 136,86	2021/01/13	2021/10/13	2021/10/15
14510	21-10-2021	ESKOM	63 818,63	2021/09/28	2021/10/13	2021/10/20
14511	15-10-2021	MUNCOMP SYSTEMS	49 481,56	2021/10/06	2021/10/15	2021/10/15
14512	21-10-2021	ESKOM	71 486,05	2021/10/05	2021/10/13	2021/10/28
14513	15-10-2021	MATETE HYGIENIC SERVICE	17 500,00	2021/10/06	2021/10/12	2021/10/15
14514	15-10-2021	REMMOGO PHEMELO TRADING	8 742,93	2021/10/12	2021/10/14	2021/10/15
14515	15-10-2021	KIEPERSOL TRADING	82 000,00	2021/10/12	2021/10/14	2021/10/15
14516	15-10-2021	MICROSOFT S.A (PTY) LTD	827 871,65	2021/01/30	2021/10/14	2021/10/15
14517	15-10-2021	KAGO CONSULTING SERVICES	287 500,00	2021/09/14	2021/10/14	2021/10/15
14518	15-10-2021	CSV HOLDINGS	18 630,00	2021/10/06	2021/10/14	2021/10/15
14519	15-10-2021	GARDEN COURT POLOKWANE	17 280,02	2021/10/14	2021/10/14	2021/10/15
14520	15-10-2021	Tsumi development and construction	40 706,23	2021/10/11	2021/10/12	2021/10/15
14521	15-10-2021	LEHUNA ENGINEERING SERVICES (PTY) LTD	25 600,00	2021/10/05	2021/10/12	2021/10/15
	18-10-2021	ADVANCE SALARIES	122 967,64	2021/10/18	2021/10/18	2021/10/18
14522	21-10-2021	Lesiba Samuel Molekoa	2 425,46	2021/10/14	2021/10/14	2021/10/20
14523	21-10-2021	Petrus Stephanes Jansen Van Vuuren	705,87	2021/10/13	2021/10/14	2021/10/20
14524	21-10-2021	Adam Wieruszowski	10 140,28	2021/10/13	2021/10/14	2021/10/20
14525	21-10-2021	De Bruyn Trust	13 142,82	2021/10/13	2021/10/14	2021/10/20
14526	21-10-2021	Harvestech Pty Ltd	19 907,38	2021/10/13	2021/10/14	2021/10/20
14527	21-10-2021	Maidi Patricia Papala	1 600,00	2021/10/13	2021/10/14	2021/10/20
14528	21-10-2021	Adam Wieruszowski	3 688,92	2021/10/13	2021/10/14	2021/10/20
14529	21-10-2021	Theodorus Bernardus Mollentze	5 775,62	2021/10/13	2021/10/14	2021/10/20
14530	25-10-2021	Cedrick Nyembe	1 222,88	2021/10/13	2021/10/14	2021/10/25
14531	21-10-2021	Mokgokologe Collen Diale	1 329,64	2021/10/13	2021/10/14	2021/10/20
14532	21-10-2021	Ettiene Rossouw	5 541,65	2021/10/13	2021/10/14	2021/10/20
14533	21-10-2021	Ndhambi Phillivious Mabunda	3 384,98	2021/10/13	2021/10/14	2021/10/20
14534	21-10-2021	MEDIA24	13 257,20	2021/09/21	2021/10/15	2021/10/20
14535	21-10-2021	BB TRUCK AND TRACTOR SERVICES	33 504,25	2021/10/01	2021/10/06	2021/10/20
14536	21-10-2021	EVERSHINING HOLDINGS	29 640,00	2021/10/11	2021/10/15	2021/10/20
14537	21-10-2021	LEPHALALE EXHAUST AND TYRE FITMENT CENTRE	27 344,41	2021/09/08	2021/09/21	2021/10/20
14538	21-10-2021	JJE GENERAL DEVELOPMENTS	6 430,80	2021/10/07	2021/10/14	2021/10/20
14539	21-10-2021	LEKGATLHISO CONSTRUCTION AND PROJECTS	6 080,00	2021/10/07	2021/10/12	2021/10/20
14540	21-10-2021	EARTHMOVING FILTRATION AND COMPACTION	2 727,50	2021/09/30	2021/10/11	2021/10/20
14541	21-10-2021	KABE-TEBO CONSTRUCTION AND EVENT MANAGEMEN	13 863,80	2021/09/24	2021/10/12	2021/10/20
14542	21-10-2021	AUTOZONE HOLDINGS	506,38	2021/09/29	2021/10/06	2021/10/20
14543	21-10-2021	Kgathelopele General Trading	17 620,00	2021/10/01	2021/10/06	2021/10/20
14544	21-10-2021	ONVERWACHT MOTORONDERDELE	2 212,01	2021/09/23	2021/10/04	2021/10/20
14545	21-10-2021	KEAGAE ENTERPRISES	28 785,00	2021/10/11	2021/10/12	2021/10/20
14546	21-10-2021	AUTOMOTOR TRAFFIC SIGNAL COMPANY	57 251,60	2021/09/28	2021/10/11	2021/10/20
14547	21-10-2021	BUBLEBEE	4 000,00	2021/10/14	2021/10/15	2021/10/20
14548	21-10-2021	MANNA HOLDINGS	854 208,50	2021/07/07	2021/10/19	2021/10/20
14549	21-10-2021	LEHUNA ENGINEERING SERVICES (PTY) LTD	29 600,00	2021/10/05	2021/10/15	2021/10/20
14550	21-10-2021	Auditor-General of South Africa - National	532 963,66	2021/09/30	2021/10/11	2021/10/20
14551	21-10-2021	Fusion Boutique Hotel	2 500,00	2021/10/20	2021/10/20	2021/10/20
14552	21-10-2021	Tlhagarepane Rosetta Rammutla	1 329,38	2021/10/15	2021/10/20	2021/10/21
14553	21-10-2021	Franciska Strydom	1 204,59	2021/10/15	2021/10/20	2021/10/21
14554	21-10-2021	Khuthadzo Maise	478,45	2021/10/15	2021/10/20	2021/10/21
14555	21-10-2021	Noko Charles Rakubela	1 979,91	2021/10/15	2021/10/20	2021/10/21
14556	21-10-2021	Setsweke Andrews Phala	2 048,73	2021/10/15	2021/10/20	2021/10/21
14557	21-10-2021	Setsweke Andrews Phala	3 918,35	2021/10/15	2021/10/20	2021/10/21
14558	21-10-2021	Elizabeth Johanna Pavier	9 812,00	2021/10/15	2021/10/20	2021/10/21
14559	21-10-2021	J And A Family Trust	1 568,09	2021/10/15	2021/10/20	2021/10/21
14560	21-10-2021	Henry Edward Ekman	2 259,61	2021/10/15	2021/10/20	2021/10/21
14561	21-10-2021	Jean Jaques Mare	1 392,59	2021/10/15	2021/10/20	2021/10/21
14562	21-10-2021	CYCAD GUEST HOUSE	960,00	2021/10/20	2021/10/20	2021/10/20
	21-10-2021	ADVANCE PENSIONERS	7 585,00	2021/10/21	2021/10/21	2021/10/21
	22-10-2021	PAYROL SALARIES	9 793 194,97	2021/10/22	2021/10/22	2021/10/22
	22-10-2021	PAYROL SALARIES	11 336,92	2021/10/22	2021/10/22	2021/10/22



14564	27-10-2021	CAB 1983	37 222,46	2021/08/31	2021/10/20	2021/10/27
14565	22-10-2021	BB TRUCK & TRACTOR	1 627 238,00	2021/09/08	2021/10/19	2021/10/22
14565	22-10-2021	PHOKELE TRADING ENTERPRISE	140 312,00	2021/10/05	2021/10/19	2021/10/20
14566	25-10-2021	UNIVERSITY OF JOHANNESBURG	38 055,29	2021/09/30	2021/10/10	2021/10/25
14567	25-10-2021	LPG: PMG ROAD & TRANSPORT	3 417 838,05	2021/10/14	2021/10/18	2021/10/28
14568	22-10-2021	Willem Adriaan Nel	2 050,13	2021/10/21	2021/10/21	2021/10/22
14569	22-10-2021	GOVERNOR RISK SOLUTIONS	23 972,58	2021/09/14	2021/10/21	2021/10/22
14571	22-10-2021	THABANG AND SONS HOLDINGS	29 000,00	2021/09/10	2021/10/22	2021/10/22
14572	27-10-2021	DEFIN8 HYGINE	12 560,00	2021/10/20	2021/10/21	2021/10/27
14573	27-10-2021	BAKGALAKA DITHUTLWA TRADING ENTERPRISE	22 080,00	2021/10/18	2021/10/21	2021/10/27
14574	27-10-2021	SA POST OFFICE	2 330,00	2021/10/18	2021/10/21	2021/10/27
14575	27-10-2021	SHANIQUA GENERAL SERVICES	9 850,00	2021/10/19	2021/10/21	2021/10/27
14576	27-10-2021	JJE GENERAL DEVELOPMENTS	7 640,00	2021/10/19	2021/10/22	2021/10/27
14577	27-10-2021	LEVEL UP BREAKTHROUGH SERVICES AND SUPPLY	21 000,00	2021/10/14	2021/10/19	2021/10/27
14578	27-10-2021	TEFO TRADING	26 500,00	2021/10/06	2021/10/22	2021/10/27
14579	27-10-2021	PRETOR SKRYFBEHOEFTE	11 919,18	2021/10/20	2021/10/21	2021/10/27
14580	27-10-2021	AUTOZONE HOLDINGS	1 824,60	2021/10/15	2021/10/21	2021/10/27
14581	27-10-2021	GET RENEWED	14 000,00	2021/10/18	2021/10/20	2021/10/27
14582	27-10-2021	MATSOBANE WA BAKONE	29 800,00	2021/10/08	2021/10/19	2021/10/27
14583	27-10-2021	BB TRUCK AND TRACTOR SERVICES	8 170,08	2021/10/14	2021/10/20	2021/10/27
14584	27-10-2021	Ceekay Suppliers	5 825,00	2021/10/20	2021/10/21	2021/10/27
14585	27-10-2021	DITSIETSE DISTRIBUTORS AND CONSTRUCTION	6 319,20	2021/10/15	2021/10/21	2021/10/27
14586	27-10-2021	LEPHALALE SUPPLIES	19 009,50	2021/10/12	2021/10/20	2021/10/27
14587	27-10-2021	REFILWE KHOTSO TRADING	24 150,00	2021/10/07	2021/10/19	2021/10/27
14588	27-10-2021	VICTRIX CONSTRUCTION AND PROJECTS	15 000,00	2021/10/18	2021/10/20	2021/10/27
14589	27-10-2021	Toibos Boerdery Cc	17 762,74	2021/10/21	2021/10/21	2021/10/27
14590	25-10-2021	2 TEN HOTEL	3 190,00	2021/10/21	2021/10/22	2021/10/26
14591	27-10-2021	EVAM	177 928,93	2021/10/15	2021/10/22	2021/10/26
14592	27-10-2021	LEE CORPORATE JUNCTION	29 000,00	2021/10/19	2021/10/21	2021/10/27
14593	27-10-2021	SELEBALENG TRADING ENTERPRISES	10 982,50	2021/10/19	2021/10/21	2021/10/27
14594	27-10-2021	VIB AUTO ELECTRICAL SERVICES	2 528,71	2021/10/19	2021/10/21	2021/10/27
14595	27-10-2021	tsumi development and construction	27 000,00	2021/10/19	2021/10/21	2021/10/27
14596	27-10-2021	CHM VUWANI COMPUTER SOLUTIONS	2 995,49	2021/10/19	2021/10/21	2021/10/27
14597	27-10-2021	MOKETLA TRAVEL AGENCY	28 050,00	2021/10/19	2021/10/21	2021/10/27
14598	27-10-2021	TM AFRICAN PROJECTS	24 110,00	2021/10/19	2021/10/21	2021/10/27
14600	27-10-2021	TONDOR BELEGGINGS	49 800,00	2021/10/19	2021/10/21	2021/10/27
14601	27-10-2021	MACHABA INCORPORATE ATTORNEYS	120 550,00	2021/10/19	2021/10/21	2021/10/27
14602	27-10-2021	MMAKOLA MATSIMELA	169 716,59	2021/10/19	2021/10/21	2021/10/27
14603	27-10-2021	MOHALE INCORPORATED	81 627,75	2021/10/19	2021/10/21	2021/10/27
	29-10-2021	SALARY THIRD PARTIES	5 348,00	2021/10/29	2021/10/29	2021/10/29
	29-10-2021	SALARY THIRD PARTIES	5 174 813,20	2021/10/29	2021/10/29	2021/10/29
	29-10-2021	SALARY THIRD PARTIES	131 300,00	2021/10/29	2021/10/29	2021/10/29
	29-10-2021	SALARY THIRD PARTIES	66 928,76	2021/10/29	2021/10/29	2021/10/29
14604	29-10-2021	SPCA LEPHALALE DBV	9 048,00	2021/10/06	2021/10/26	2021/10/29
14605	29-10-2021	Andries Petrus De Jager	19 391,77	2021/10/21	2021/10/29	2021/10/29
14606	29-10-2021	Jacobus Izak Roux	13 026,52	2021/10/21	2021/10/29	2021/10/29
14607	29-10-2021	Abraham Albertyn Maree	2 926,52	2021/10/21	2021/10/29	2021/10/29
14608	29-10-2021	NSK ELECTRICAL AND CONSTRUCTION MANAGERS	2 096 343,52	2021/10/18	2021/10/29	2021/10/29
14609	29-10-2021	NEW INTEGRATED CREDIT SOLUTIONS	650 240,56	2021/10/14	2021/10/29	2021/10/29
14610	29-10-2021	MNB CHARTERED ACCOUNTANTS	54 695,96	2021/10/09	2021/10/29	2021/10/29
14611	29-10-2021	GLOBAL STRAKE SECURITY	1 155 401,78	2021/10/15	2021/10/29	2021/10/29
14612	29-10-2021	EXXARO COAL	1 428 883,05	2021/09/30	2021/10/29	2021/10/29
14613	29-10-2021	ESKOM HOLDINGS	203 259,46	2021/10/06	2021/10/29	2021/10/29
14614	29-10-2021	EXXARO COAL	1 336 133,71	2021/09/28	2021/10/29	2021/10/29
		<b>TOTAL</b>	<b>65 168 011,29</b>			




## EXPENDITURE REPORT FOR NOVEMBER 2021

PaymentID	PaymentDate	SupplierName	AMOUNT PAID	INVOICE DATE	RECEIVED DATE	PAYMENT DATE
62	05-11-2021	LEPHALALE MUNICIPALITY (PETTYCASH)	2 741,21	2021/11/05	2021/11/05	2021/11/05
63	16-11-2021	LEPHALALE MUNICIPALITY (PETTYCASH)	2 825,96	2021/11/16	2021/11/16	2021/11/16
14599	05-11-2021	TIRO M AND SONS	160 500,00	2021/10/22	2021/10/26	2021/11/04
14616	02-11-2021	MANNA HOLDINGS	15 552,60	2021/09/23	2021/10/02	2021/10/29
14617	05-11-2021	Olifantsfontein Artisans Academy	43 104,00	2021/10/12	2021/11/02	2021/11/04
14618	05-11-2021	SPATIAL PLANNING AGENCY OF SOUTHERN AFRICA	922 585,38	2021/10/01	2021/11/02	2021/11/04
14619	05-11-2021	VODACOM	43 211,25	2021/10/03	2021/11/02	2021/11/04
14620	05-11-2021	VODACOM	5 740,01	2021/10/01	2021/11/02	2021/11/04
14621	05-11-2021	STATE INFORMATION TECHNOLOGY AGENCY	6 749,38	2021/10/26	2021/11/02	2021/11/04
14622	05-11-2021	EDUSOLUTION BOOKSHOP	109 184,40	2021/10/25	2021/11/02	2021/11/04
14623	05-11-2021	TELKOM SA	11 785,67	2021/09/30	2021/11/02	2021/11/04
14624	05-11-2021	Margrietha Magdalene Botes	2 120,93	2021/10/27	2021/11/02	2021/11/04
14625	05-11-2021	Sello Reuben Seodisa	2 121,20	2021/10/27	2021/11/02	2021/11/04
14626	05-11-2021	Crimson King Properties 282	446,32	2021/10/26	2021/11/02	2021/11/04
14627	05-11-2021	PAUL LINDEQUE	2 263,30	2021/10/27	2021/11/02	2021/11/04
14628	09-11-2021	Calvin Bongenkosini Ngobese	1 839,84	2021/10/27	2021/11/09	2021/11/09
14629	05-11-2021	Mabula Mecha Holdings	5 000,00	2021/10/18	2021/10/29	2021/11/04
14630	05-11-2021	MAEMA INDUSTRIAL SOLUTIONS	25 090,00	2021/10/18	2021/10/29	2021/11/09
14631	05-11-2021	BEAM ELECTRICAL WHOLESALERS	1 420,62	2021/10/14	2021/10/29	2021/11/04
14632	05-11-2021	DITSIETSE DISTRIBUTORS AND CONSTRUCTION	29 900,00	2021/10/20	2021/10/29	2021/11/04
14633	05-11-2021	LEPHALALE CAR CARE CENTRE	22 094,27	2021/10/22	2021/10/29	2021/11/04
14634	05-11-2021	BB TRUCK AND TRACTOR SERVICES	21 457,33	2021/10/22	2021/10/29	2021/11/04
14635	05-11-2021	PRETOR SKRYFBEHOEFES	3 960,03	2021/10/20	2021/10/29	2021/11/04
14636	05-11-2021	SHAREN GENERAL TRADING	114 822,56	2021/10/26	2021/10/29	2021/11/04
14637	05-11-2021	JJE GENERAL DEVELOPMENTS	1 800,04	2021/10/13	2021/10/26	2021/11/04
14640	04-11-2021	ESKOM	16 678 050,85	2021/10/05	2021/11/02	2021/11/03
	04-11-2021	SALARIES ADVANCES	303 615,20	2021/10/04	2021/11/04	2021/11/04
	04-11-2021	SALARIES ADVANCES	48 900,00	2021/10/04	2021/11/04	2021/11/04
14642	05-11-2021	DROEZER CONSTRUCTION SERVICES	6 227,25	2021/10/26	2021/10/29	2021/11/04
14643	05-11-2021	LEVEL UP BREAKTHROUGH SERVICES AND SUPPLY	119 600,00	2021/10/24	2021/10/29	2021/11/04
14644	05-11-2021	Home Affairs - Government Printing Works	2 017,56	2021/07/25	2021/10/11	2021/11/04
14645	05-11-2021	TEFO KE GAONE TRADING	34 858,08	2021/10/27	2021/11/03	2021/11/04
14646	05-11-2021	FLEET HORIZON SOLUTIONS	40 096,91	2021/10/20	2021/11/02	2021/11/04
14647	05-11-2021	BRIGHT 4 STAR ELECTRICAL AND PROJECTS	172 500,00	2021/10/27	2021/11/03	2021/11/04
14648	05-11-2021	MATETE HYGIENIC SERVICE	29 350,00	2021/10/18	2021/10/29	2021/11/04
14649	05-11-2021	K T S GENERAL TRADER	159 382,64	2021/10/25	2021/11/02	2021/11/04
14650	05-11-2021	NSK ELECTRICAL AND CONSTRUCTION MANAGERS	400 000,02	2021/10/18	2021/11/03	2021/11/04
14651	05-11-2021	SUPERIOR QUALITY ENGINEERING AND TECHNOLOGIES 8	168 750,00	2021/10/29	2021/11/03	2021/11/04
14652	05-11-2021	SEBATA MUNICIPAL SOLUTIONS	199 260,93	2021/09/30	2021/11/03	2021/11/10
14653	08-11-2021	PHOENIX RISING ENTERPRISE	25 255,77	2021/10/22	2021/11/03	2021/11/05
14654	08-11-2021	RASELOKO TRADING	18 900,00	2021/10/27	2021/11/03	2021/11/05
14655	05-11-2021	THABANG AND SONS HOLDINGS	15 000,00	2021/09/28	2021/11/04	2021/11/04
14656	05-11-2021	DITLHAPI TSA LEPHALALE TRADING ENTERPRISE	29 800,00	2021/10/27	2021/11/04	2021/11/04
14657	05-11-2021	MOLOSANE	27 000,00	2021/10/28	2021/11/04	2021/11/04
14658	05-11-2021	SUIT ME	29 970,00	2021/10/27	2021/11/04	2021/11/04
	05-11-2021	SARS PAYE	3 353 846,61	2021/11/05	2021/11/05	2021/11/05
	05-11-2021	SALARIES 3RD PARTIES	762 810,20	2021/11/05	2021/11/05	2021/11/05
	05-11-2021	SALARIES 3RD PARTIES	6 600,00	2021/11/05	2021/11/05	2021/11/05
14659	08-11-2021	SEBATA MUNICIPAL SOLUTIONS	394 258,38	2021/10/29	2021/11/04	2021/11/05
14660	08-11-2021	MALOBAKETA(PTY) LTD	27 250,00	2021/10/06	2021/10/14	2021/11/05
14661	09-11-2021	Molatelo Tumelo Moroka	891,75	2021/11/04	2021/11/04	2021/11/09
14662	08-11-2021	Johannes Jacobus Corneilius Stevenson	900,93	2021/11/04	2021/11/04	2021/11/05
14663	08-11-2021	Esmeralda Erasmus	377,66	2021/11/04	2021/11/04	2021/11/05
14664	08-11-2021	Maureen Noko Mokgobu	1 070,27	2021/11/04	2021/11/04	2021/11/05
14665	08-11-2021	Lindelani Matumba	11 062,62	2021/11/04	2021/11/04	2021/11/05
14666	08-11-2021	KONE ELEVATORS SOUTH AFRICA	2 254,60	2021/10/12	2021/11/02	2021/11/05
14667	08-11-2021	ESKOM	11 756,11	2021/10/14	2021/11/04	2021/11/05
14668	08-11-2021	Kruger MC	5 261,87	2021/11/03	2021/11/03	2021/11/05
14669	11-11-2021	PRETOR SKRYFBEHOEFES	1 202,63	2021/10/14	2021/11/04	2021/11/11
14670	08-11-2021	HWA ENGINEERS AND PROJECT MANAGERS	2 855 364,16	2021/10/08	2021/11/05	2021/11/05
14671	11-11-2021	BB TRUCK AND TRACTOR SERVICES	23 301,14	2021/10/12	2021/11/08	2021/11/11
14672	11-11-2021	BAROLONG PROJECTS AND SUPPLY	25 623,00	2021/10/22	2021/11/08	2021/11/11
14673	11-11-2021	DITSHABA ELECTRICAL PROJECTS	36 800,00	2021/10/21	2021/11/08	2021/11/11
14674	11-11-2021	JERRY TRADING AND ENTERPRISE	26 010,00	2021/10/18	2021/11/08	2021/11/11
14675	11-11-2021	KEIDLWAEITSE ORATILE PTY LTD	7 183,10	2021/10/08	2021/11/08	2021/11/11
14676	11-11-2021	LEHUNA ENGINEERING SERVICES (PTY) LTD	29 080,00	2021/10/18	2021/11/08	2021/11/11
14677	11-11-2021	MMOLAI BEARINGS SUPPLY	29 616,25	2021/10/21	2021/11/08	2021/11/11
14678	09-11-2021	ESKOM	87 040,36	2021/10/25	2021/11/08	2021/11/09
14679	09-11-2021	SA POST OFFICE	76 217,81	2021/10/26	2021/11/08	2021/11/09

14680	11-11-2021	VEXLOSERVE	22 239,15	2021/10/21	2021/11/04	2021/11/11
14681	09-11-2021	ESKOM	22 863,14	2021/10/26	2021/11/09	2021/11/09
14682	11-11-2021	GOVERNOR RISK SOLUTIONS	33 105,04	2021/10/15	2021/11/10	2021/11/11
14683	11-11-2021	MASHOKOE KOETXA PTY LTD	8 000,00	2021/11/03	2021/11/08	2021/11/11
14684	11-11-2021	LEE CORPORATE JUNCTION	504,00	2021/11/05	2021/11/09	2021/11/11
14685	11-11-2021	HOME GROUND BASED	11 653,78	2021/10/14	2021/11/09	2021/11/11
14686	11-11-2021	KHUMOTSHOANA GENERAL CONSTRUCTION	3 313,80	2021/10/19	2021/11/09	2021/11/11
14687	11-11-2021	RWS TRADING ENTERPRISE	149 838,00	2021/10/28	2021/11/08	2021/11/11
14688	11-11-2021	BB TRUCK AND TRACTOR SERVICES	27 524,92	2021/10/29	2021/11/09	2021/11/11
14689	11-11-2021	Ceekay Suppliers	29 461,60	2021/11/08	2021/11/09	2021/11/11
14690	11-11-2021	Ellisras Auto Panelbeaters	5 000,00	2021/09/29	2021/11/10	2021/11/11
14691	11-11-2021	KIEPERSOL TRADING	82 000,00	2021/11/10	2021/11/10	2021/11/11
14692	12-11-2021	BELL EQUIPMENT SALES SOUTH AFRICA	530 504,89	2021/10/15	2021/11/10	2021/11/11
14693	11-11-2021	NTSHIANA TRADING ENTERPRISE	181 930,00	2021/10/27	2021/11/10	2021/11/11
14694	11-11-2021	RAYINHLA PTY LTD	27 500,00	2021/11/10	2021/11/10	2021/11/11
14695	11-11-2021	LEVEL UP BREAKTHROUGH SERVICES AND SUPPLY	29 976,00	2021/11/08	2021/11/10	2021/11/11
14696	11-11-2021	GL PROJECTS AND SERVICES	55 159,75	2021/10/19	2021/11/10	2021/11/11
14697	12-11-2021	AMBROSER SOLUTIONS	127 360,59	2021/11/10	2021/11/11	2021/11/12
14698	19-11-2021	ESKOM	28 582,55	2021/10/25	2021/11/12	2021/11/18
14699	19-11-2021	ESKOM	2 451,54	2021/10/25	2021/11/12	2021/11/18
14700	19-11-2021	ESKOM	4 893,49	2021/10/25	2021/11/12	2021/11/18
14701	12-11-2021	MATCON CONSULTING	290 651,03	2021/11/03	2021/11/12	2021/11/12
14702	12-11-2021	NYELETI CONSULTING	119 923,86	2021/10/29	2021/11/12	2021/11/12
14703	12-11-2021	AMBROSER SOLUTIONS	874 121,62	2021/11/10	2021/11/12	2021/11/12
14704	12-11-2021	NGEZIMANI S SIMANGO	2 458,90	2021/10/21	2021/11/12	2021/11/12
14705	12-11-2021	BELL EQUIPMENT SALES SOUTH AFRICA	61 453,04	2021/10/05	2021/11/12	2021/11/12
14706	19-11-2021	TM AFRICAN PROJECTS	14 955,00	2021/11/04	2021/11/09	2021/11/18
14707	12-11-2021	KHUMOTSHOANA GENERAL CONSTRUCTION	20 000,00	2021/10/06	2021/11/12	2021/11/12
14708	12-11-2021	FLEET HORIZON SOLUTIONS	48 460,88	2021/05/21	2021/11/12	2021/11/12
14709	12-11-2021	O D E V C O	220 340,00	2021/10/27	2021/11/05	2021/11/12
14710	12-11-2021	SEBATA MUNICIPAL SOLUTIONS	580 375,59	2021/11/12	2021/11/12	2021/11/12
14711	12-11-2021	SEBATA MUNICIPAL SOLUTIONS	246 410,93	2021/10/31	2021/11/12	2021/11/12
14712	12-11-2021	GARDEN COURT POLOKWANE	8 640,00	2021/11/12	2021/11/12	2021/11/12
14713	12-11-2021	GARDEN COURT POLOKWANE	4 320,00	2021/11/12	2021/11/12	2021/11/12
14714	19-11-2021	Boitshoko Kelly Moloantsoa	1 915,77	2021/11/15	2021/11/15	2021/11/18
14715	19-11-2021	Ramaunane Joel Malatji	1 586,18	2021/11/12	2021/11/15	2021/11/18
14716	19-11-2021	Marina Van Der Merwe	4 631,19	2021/11/05	2021/11/15	2021/11/18
14717	19-11-2021	Noko Yerry Makhura	876,45	2021/11/15	2021/11/15	2021/11/18
14718	19-11-2021	Mhanyani Daniel Mkatshwa	1 750,00	2021/11/15	2021/11/15	2021/11/18
14719	19-11-2021	Alusani Jaqueline Ndou	2 038,14	2021/11/15	2021/11/15	2021/11/18
14720	19-11-2021	Bonginkosi Christopher Nkabinde	2 058,19	2021/11/15	2021/11/15	2021/11/18
14721	19-11-2021	Casper Jan Kapp	3 074,76	2021/11/15	2021/11/15	2021/11/15
14722	19-11-2021	Jane Nkekolo Matlala	479,49	2021/11/12	2021/11/15	2021/11/18
14723	19-11-2021	Philip Petrus Grobler	603,03	2021/11/12	2021/11/15	2021/11/18
14724	19-11-2021	Ivan Jansen	3 083,01	2021/11/15	2021/11/15	2021/11/18
14725	19-11-2021	Frank Edward Wileman	4 565,11	2021/11/15	2021/11/15	2021/11/18
14726	19-11-2021	Ellisras Brandstof En Olie Verspreiders	70 200,77	2021/11/15	2021/11/15	2021/11/18
14727	19-11-2021	Moriti Decia Molekoa	1 096,57	2021/11/15	2021/11/16	2021/11/18
14728	19-11-2021	David Ritchie	948,62	2021/10/14	2021/10/19	2021/11/18
14729	19-11-2021	Francis Abrama Nel	5 777,58	2021/11/15	2021/11/15	2021/11/18
14730	16-11-2021	SHORT'S NISSAN	1 562 586,65	2021/10/28	2021/11/15	2021/11/16
14731	19-11-2021	MIDWAY GENERAL SUPPLIES	15 834,72	2021/11/12	2021/11/12	2021/11/18
14732	19-11-2021	LEHUNA ENGINEERING SERVICES (PTY) LTD	29 700,00	2021/11/08	2021/11/12	2021/11/18
14733	19-11-2021	MOKETLA TRAVEL AGENCY	15 000,00	2021/11/10	2021/11/15	2021/11/18
14734	19-11-2021	Tsumi development and construction	29 950,00	2021/11/04	2021/11/09	2021/11/18
14735	19-11-2021	MONENE ICT SOLUTION AND PROJECTS	586 500,00	2021/11/08	2021/11/15	2021/11/18
14736	19-11-2021	CHIM VUWANI COMPUTER SOLUTIONS	19 349,61	2021/10/27	2021/11/15	2021/11/18
14737	19-11-2021	BOSVELD BATTERYE	1 855,00	2021/11/10	2021/11/15	2021/11/18
14738	19-11-2021	LEPHALALE EXHAUST AND TYRE FITMENT CENTRE	1 801,59	2021/11/10	2021/11/15	2021/11/18
14739	19-11-2021	GFE GENERAL TRADING AND PROJECTS	14 211,50	2021/11/10	2021/11/15	2021/11/18
14740	19-11-2021	PRETOR SKRYFBOHOEFTE	56 090,98	2021/11/08	2021/11/09	2021/11/18
14741	19-11-2021	FUTURISTIC 1	25 659,95	2021/11/11	2021/11/15	2021/11/18
14742	19-11-2021	EVERSHINING HOLDINGS	6 500,00	2021/11/11	2021/11/15	2021/11/18
14743	19-11-2021	TECHNOBRAKE SOUTH AFRICA	16 295,50	2021/11/10	2021/11/15	2021/11/18
14744	19-11-2021	AUTOMOTOR TRAFFIC SIGNAL COMPANY	10 005,00	2021/10/26	2021/11/15	2021/11/18
14745	19-11-2021	KOCOS MEASUREMENT AND CONTROL	9 335,36	2021/10/25	2021/11/15	2021/11/18
14746	19-11-2021	VIB AUTO ELECTRICAL SERVICES	2 587,50	2021/11/02	2021/11/15	2021/11/18
14747	19-11-2021	SONS OF AFRICA HOLDINGS	12 230,00	2021/10/12	2021/11/15	2021/11/18
14748	19-11-2021	STEP FORWARD CONSTRUCTION AND PROJECTS	3 947,10	2021/11/08	2021/11/09	2021/11/18
14749	19-11-2021	NSK ELECTRICAL AND CONSTRUCTION MANAGERS	3 738 383,23	2021/11/04	2021/11/17	2021/11/19
14751	19-11-2021	MAYIMELE A	1 284,39	2021/10/21	2021/11/16	2021/11/18
14752	19-11-2021	STEP FORWARD CONSTRUCTION AND PROJECTS	25 933,70	2021/11/16	2021/11/17	2021/11/19

14753	19-11-2021	SKOVI INVESTMENTS	28 500,00	2021/11/08	2021/11/10	2021/11/18
14754	19-11-2021	RALUKA ENTERPRISE (PTY) LTD	27 851,88	2021/10/21	2021/11/17	2021/11/18
14755	19-11-2021	REMMOGO PHEMELO TRADING	3 900,00	2021/11/15	2021/11/17	2021/11/18
14756	19-11-2021	RALUKA ENTERPRISE (PTY) LTD	14 843,78	2021/10/14	2021/11/18	2021/11/18
14757	19-11-2021	NATIONAL TREASURY	5 300 000,00	2021/11/18	2021/11/19	2021/11/19
14758	29-11-2021	EXXARO COAL	1 428 883,05	2021/10/31	2021/11/18	2021/11/29
14759	29-11-2021	ESKOM HOLDINGS	262 724,39	2021/11/05	2021/11/17	2021/11/29
14760	29-11-2021	EXXARO COAL	1 315 432,65	2021/10/29	2021/11/18	2021/11/29
14762	19-11-2021	BLEESINGS HOLDINGS	29 380,00	2021/11/15	2021/11/15	2021/11/19
14763	19-11-2021	DESTINY EXCLUSIVE HOTEL	1 451,00	2021/11/17	2021/11/17	2021/11/18
14765	19-11-2021	DINARE TRADING ENTERPRISE	580 950,69	2021/11/12	2021/11/19	2021/11/19
14766	19-11-2021	NTSHIANA TRADING ENTERPRISE	748 937,50	2021/10/12	2021/11/10	2021/11/19
14767	19-11-2021	GOVERNOR RISK SOLUTIONS	32 237,94	2021/11/04	2021/11/18	2021/11/19
14768	22-11-2021	NSK ELECTRICAL AND CONSTRUCTION MANAGERS	1 876 185,98	2021/11/15	2021/11/19	2021/11/19
14769	22-11-2021	NSK ELECTRICAL AND CONSTRUCTION MANAGERS	1 285 200,00	2021/11/04	2021/11/18	2021/11/19
14770	22-11-2021	PEERMONT GLOBAL (TUBATSE)	2 820,00	2021/11/22	2021/11/22	2021/11/22
	24-11-2021	SALARIES NOVEMBER	9 109 052,82	2021/11/24	2021/11/24	2021/11/24
	24-11-2021	SALARIES NOVEMBER	17 074,26	2021/11/24	2021/11/24	2021/11/24
	24-11-2021	SALARIES NOVEMBER	1 191,33	2021/11/24	2021/11/24	2021/11/24
14771	25-11-2021	MUNCOMP SYSTEMS	49 481,56	2021/11/03	2021/11/22	2021/11/25
14772	25-11-2021	CAB 1983	18 310,93	2021/10/31	2021/11/22	2021/11/25
14773	25-11-2021	REMMOGO PHEMELO TRADING	21 190,00	2021/11/15	2021/11/22	2021/11/25
14774	25-11-2021	AUTOZONE HOLDINGS	2 899,57	2021/10/27	2021/11/22	2021/11/25
14775	29-11-2021	LPG: PMG ROAD & TRANSPORT	2 898 297,76	2021/11/15	2021/11/17	2021/11/29
14776	25-11-2021	Thabela AP	1 670,10	2021/11/09	2021/11/25	2021/11/25
14777	25-11-2021	Mnisi T	1 017,45	2021/11/09	2021/11/25	2021/11/25
14778	25-11-2021	Kgwantha MM	1 122,90	2021/11/09	2021/11/25	2021/11/25
14779	25-11-2021	Masango HK	2 565,00	2021/11/09	2021/11/25	2021/11/25
14780	25-11-2021	SIMANGO NS	2 803,59	2021/11/09	2021/11/25	2021/11/25
14781	25-11-2021	BRANDLEVI	8 550,00	2021/11/02	2021/11/24	2021/11/25
14782	25-11-2021	MORETHETHO TRADING AND PROJECT	1 870,00	2021/11/05	2021/11/24	2021/11/25
14783	29-11-2021	ESKOM	230 310,68	2021/11/08	2021/11/24	2021/11/29
14784	25-11-2021	ESKOM	23 413,34	2021/11/12	2021/11/24	2021/11/25
14785	25-11-2021	Andries Johannes Rautenbach	4 066,49	2021/11/15	2021/11/24	2021/11/25
14786	25-11-2021	Ellisras Brandstof En Olie Verspreiders	22 809,70	2021/11/15	2021/11/24	2021/11/25
14787	25-11-2021	ESKOM	47 189,03	2021/10/30	2021/11/24	2021/11/25
14788	25-11-2021	ESKOM	330 107,41	2021/10/25	2021/11/24	2021/11/25
14789	26-11-2021	MOHALE INCORPORATED	847 437,33	2021/11/11	2021/11/25	2021/11/26
14790	25-11-2021	SHANICQUA GENERAL SERVICES	22 500,00	2021/11/23	2021/11/25	2021/11/25
14791	25-11-2021	KABE-TEBO CONSTRUCTION AND EVENT MANAGEMENT	2 598,70	2021/11/17	2021/11/25	2021/11/25
	25-11-2021	GARNISHEE SARS	1 000,00	2021/11/25	2021/11/25	2021/11/25
	25-11-2021	SALARIES ADVANCES	78 318,89	2021/11/25	2021/11/25	2021/11/25
	25-11-2021	SALARIES ADVANCES	4 245,84	2021/11/25	2021/11/25	2021/11/25
14792	26-11-2021	SPCA LEPHALALE DBV	9 048,00	2021/11/11	2021/11/25	2021/11/25
14793	25-11-2021	BAKGALAKA DITHUTLWA TRADING ENTERPRISE	29 900,00	2021/11/17	2021/11/25	2021/11/25
14794	26-11-2021	THE INSTITUTE OF RISK MANAGEMENT SA	6 670,00	2021/11/09	2021/11/25	2021/11/25
14795	26-11-2021	GFE GENERAL TRADING AND PROJECTS	27 600,00	2021/11/22	2021/11/25	2021/11/26
14796	29-11-2021	GLOBAL STRAKE SECURITY	1 155 401,78	2021/11/15	2021/11/26	2021/11/29
14797	29-11-2021	K T S GENERAL TRADER	159 382,64	2021/11/22	2021/11/26	2021/11/29
14798	26-11-2021	MMAKOLA MATSIMELA	374 761,80	2021/11/12	2021/11/26	2021/11/26
14799	29-11-2021	MATETE HYGIENIC SERVICE	28 600,00	2021/11/17	2021/11/26	2021/11/29
14800	29-11-2021	ESKOM	38 343,28	2021/11/03	2021/11/26	2021/11/29
14801	29-11-2021	ESKOM	58 101,51	2021/11/03	2021/11/26	2021/11/29
14802	29-11-2021	ESKOM	2 973,35	2021/11/03	2021/11/26	2021/11/29
14803	29-11-2021	ESKOM	2 295,54	2021/11/03	2021/11/26	2021/11/29
14804	29-11-2021	ESKOM	201 288,56	2021/11/03	2021/11/26	2021/11/29
14805	29-11-2021	Auditor-General of South Africa - National	1 095 270,87	2021/10/31	2021/11/29	2021/11/29
	29-11-2021	PENSIONES MEDICAL	66 928,76	2021/11/29	2021/11/29	2021/11/29
	29-11-2021	3RD PARTIES	4 774 869,74	2021/11/29	2021/11/29	2021/11/29
14806	30-11-2021	NEWSHELF 1369	19 978,37	2021/11/22	2021/11/29	2021/11/30
14820	30-11-2021	SA POST OFFICE	76 265,88	2021/11/24	2021/11/30	2021/11/30
	30-11-2021	PENSIONES MEDICAL	89 208,00	2021/11/30	2021/11/30	2021/11/30
14823	30-11-2021	TELKOM SA	10 875,35	2021/10/31	2021/11/30	2021/11/30
		TOTAL	72 926 387,66			



## EXPENDITURE REPORT FOR DECEMBER 2021

PaymentID	PaymentDate	SupplierName	AMOUNT PAID	INVOICE DATE	RECEIVED DATE	PAYMENT DATE
64	02-12-2021	LEPHALALE MUNICIPALITY	1 860,58	2021/12/02	2021/12/02	2021/12/02
65	17-12-2021	LEPHALALE MUNICIPALITY	2 997,55	2021/12/17	2021/12/17	2021/12/17
66	17-12-2021	LEPHALALE MUNICIPALITY	1 780,20	2021/12/17	2021/12/17	2021/12/17
14761	03-12-2021	INSPIRED INTERFACES	203 573,00	2021/11/12	2021/11/18	2021/12/02
14807	03-12-2021	MAMALEA HOLDINGS	28 950,00	2021/11/29	2021/11/29	2021/12/02
14808	03-12-2021	MORETHETHO TRADING AND PROJECT	26 900,00	2021/11/23	2021/11/29	2021/12/02
14809	03-12-2021	Andre Charles Stevens	2 754,32	2021/11/23	2021/11/29	2021/12/02
14810	03-12-2021	Keyper Beleggings Bk	13 110,96	2021/11/23	2021/11/29	2021/12/02
14811	03-12-2021	Frans Hendrik Snyders	1 384,46	2021/11/23	2021/11/29	2021/12/02
14812	03-12-2021	JJE GENERAL DEVELOPMENTS	14 109,97	2021/11/23	2021/11/29	2021/12/02
14813	03-12-2021	Tsumi development and construction	17 985,80	2021/11/23	2021/11/29	2021/12/02
14814	03-12-2021	Cornelis Van Heyningen Investments Cc	9 824,95	2021/11/18	2021/11/29	2021/12/02
14815	03-12-2021	Maphuti Mavis Moloto	1 737,81	2021/11/18	2021/11/29	2021/12/02
14816	03-12-2021	Mapula Teddy Molewa	1 406,36	2021/11/18	2021/11/29	2021/12/02
14817	03-12-2021	Tshepo Peter Mohlake	1 069,84	2021/11/18	2021/11/29	2021/12/02
14818	03-12-2021	PATRICK CHIROWA	99,84	2021/11/18	2021/11/29	2021/12/02
14819	03-12-2021	Mary-ann Khanyl	2 124,84	2021/11/18	2021/11/29	2021/12/02
14824	03-12-2021	ESKOM	12 486 128,19	2021/11/04	2021/12/01	2021/12/02
14825	03-12-2021	VODACOM	43 818,94	2021/11/03	2021/11/30	2021/12/02
14826	03-12-2021	VODACOM	5 740,01	2021/11/03	2021/11/30	2021/12/02
14827	03-12-2021	STATE INFORMATION TECHNOLOGY AGENCY	6 749,38	2021/11/25	2021/11/30	2021/12/02
14828	03-12-2021	SEBATA MUNICIPAL SOLUTIONS	174 169,25	2021/10/01	2021/11/24	2021/12/02
14829	03-12-2021	Makgobo Mary Maepa	3 012,67	2021/11/29	2021/11/30	2021/12/02
14830	03-12-2021	Kgotpotso Mahlanyana	1 470,44	2021/11/29	2021/11/30	2021/12/02
14831	03-12-2021	Albertina Magdalena Nel	6 648,96	2021/11/29	2021/11/30	2021/12/02
14832	03-12-2021	KHOLOFLO VINOLIA MAKGOHLO	1 573,53	2021/11/29	2021/11/30	2021/12/02
14833	03-12-2021	Timo Visagie	1 710,36	2021/11/29	2021/11/30	2021/12/02
14834	03-12-2021	Wayne De La Hunt	1 521,69	2021/11/29	2021/11/30	2021/12/02
14835	03-12-2021	MAMALEA HOLDINGS	27 600,00	2021/11/25	2021/11/29	2021/12/02
14836	03-12-2021	PHOENIX RISING ENTERPRISE	25 994,80	2021/11/19	2021/11/29	2021/12/02
14837	03-12-2021	LEHUNA ENGINEERING SERVICES (PTY) LTD	29 000,00	2021/11/24	2021/11/29	2021/12/02
14838	03-12-2021	LEVEL UP BREAKTHROUGH SERVICES AND SUPPLY	28 800,00	2021/11/29	2021/12/01	2021/12/02
14839	03-12-2021	LWETSE TRADING AND PROJECTS	15 300,00	2021/11/28	2021/11/30	2021/12/02
14840	09-12-2021	MMASINYE	41 276,00	2021/11/25	2021/11/29	2021/12/09
14841	03-12-2021	Merilious	2 040,00	2021/11/24	2021/12/01	2021/12/02
14842	03-12-2021	BAKGALAKA DITHUTLWA TRADING ENTERPRISE	20 125,00	2021/11/23	2021/12/01	2021/12/02
14843	03-12-2021	BRIGHT 4 STAR ELECTRICAL AND PROJECTS	251 601,60	2021/11/29	2021/12/01	2021/12/03
14844	03-12-2021	MATETE HYGIENIC SERVICE	28 900,00	2021/11/29	2021/12/02	2021/12/02
14845	09-12-2021	Ceekay Suppliers	27 040,00	2021/11/29	2021/12/02	2021/12/09
14846	03-12-2021	JERRY TRADING AND ENTERPRISE	29 700,00	2021/11/30	2021/12/02	2021/12/02
14847	03-12-2021	MAMOTHU TRADING AND PROJECTS	26 243,00	2021/11/24	2021/12/01	2021/12/02
14849	03-12-2021	OREO TIDINGS	14 500,00	2021/11/16	2021/12/02	2021/12/02
14850	09-12-2021	Morongwa Martha Sekhu	1 515,42	2021/11/18	2021/12/02	2021/12/09
14851	09-12-2021	MNB CHARTERED ACCOUNTANTS	54 871,33	2021/11/16	2021/12/02	2021/12/09
14852	03-12-2021	NEW INTEGRATED CREDIT SOLUTIONS	388 499,69	2021/11/23	2021/12/02	2021/12/03
14853	03-12-2021	Ollifantsfonteln Artisans Academy	3 592,00	2021/11/29	2021/12/02	2021/12/03
14854	03-12-2021	SPATIAL PLANNING AGENCY OF SOUTHERN AFRICA	917 035,85	2021/11/15	2021/12/02	2021/12/03
	06-12-2021	3rd PARTIES	6 600,00	2021/12/06	2021/12/06	2021/12/06
	06-12-2021	3rd PARTIES	3 029 787,33	2021/12/06	2021/12/06	2021/12/06
	06-12-2021	3rd PARTIES	761 570,76	2021/12/06	2021/12/06	2021/12/06
14855	09-12-2021	EDUSOLUTION BOOKSHOP	100 288,21	2021/11/25	2021/12/02	2021/12/09
14856	09-12-2021	Sehlotji Herbert Tema	246,22	2021/11/29	2021/12/02	2021/12/09
14857	09-12-2021	Thabani Innocent Mkhize	2 126,11	2021/11/29	2021/12/02	2021/12/09
14858	09-12-2021	Lwazi Karabo Mohoto	2 706,42	2021/11/29	2021/12/02	2021/12/09
14859	09-12-2021	Marla Mangoale	789,10	2021/11/29	2021/12/02	2021/12/09
14860	09-12-2021	Elsie Mmachuene Molekwane	1 417,31	2021/11/29	2021/12/02	2021/12/09
14861	09-12-2021	REMMOGO PHEMLO TRADING	19 429,90	2021/11/30	2021/12/02	2021/12/09
14862	09-12-2021	TM AFRICAN PROJECTS	28 000,00	2021/11/15	2021/12/02	2021/12/02
14863	09-12-2021	KEAGAE ENTERPRISES	25 080,00	2021/11/30	2021/12/02	2021/12/09
14864	09-12-2021	STEP FORWARD CONSTRUCTION AND PROJECTS	5 740,00	2021/11/29	2021/11/29	2021/12/09
14865	03-12-2021	GARDEN COURT POLOKWANE	17 279,98	2021/12/03	2021/12/03	2021/12/03
14866	09-12-2021	TEFO KE GAONE TRADING	34 858,08	2021/11/26	2021/12/08	2021/12/08
14867	07-12-2021	KOOS BRAND TRUST	21 386,60	2021/12/01	2021/12/02	2021/12/07
14868	09-12-2021	EVERSHINING HOLDINGS	48 965,00	2021/11/22	2021/11/29	2021/12/09
14869	09-12-2021	RAMATSEMELA INVESTMENTS	24 000,00	2021/11/23	2021/11/29	2021/12/09
14870	09-12-2021	Mabula Mecha Holdings	9 600,00	2021/11/15	2021/11/29	2021/12/09
14871	09-12-2021	BOSVELD GLAS EN BLINDINGS	1 502,69	2021/11/19	2021/11/29	2021/12/09
14872	09-12-2021	Kgathelophele General Trading	42 676,26	2021/11/25	2021/11/29	2021/12/09
14873	09-12-2021	Pieterse Maritha	20 737,55	2021/11/11	2021/12/02	2021/12/09

14874	09-12-2021	MIDWAY GENERAL SUPPLIES	80 651,99	2021/11/24	2021/11/29	2021/12/09
14875	07-12-2021	VOLTEX	2 107 436,72	2021/11/25	2021/12/02	2021/12/07
14877	09-12-2021	KABE-TEBO CONSTRUCTION AND EVENT MANAGEMENT	36 925,39	2021/11/25	2021/12/01	2021/12/09
14878	09-12-2021	MUNCOMP SYSTEMS	49 481,56	2021/12/01	2021/12/06	2021/12/09
14880	09-12-2021	DITSIETSE DISTRIBUTORS AND CONSTRUCTION	13 148,00	2021/11/11	2021/11/18	2021/12/09
14881	07-12-2021	KIEPERSOL TRADING	85 000,00	2021/12/06	2021/12/06	2021/12/07
14882	09-12-2021	IMPERIAL LOGISTICS MOTION	27 499,99	2021/10/26	2021/12/03	2021/12/09
14884	09-12-2021	MOSESEMATHS GURUS	3 300,00	2021/11/29	2021/11/29	2021/12/09
14885	09-12-2021	CSV HOLDINGS	8 280,00	2021/11/18	2021/12/01	2021/12/09
14886	09-12-2021	AUTOZONE HOLDINGS	4 787,09	2021/11/22	2021/11/29	2021/12/09
14887	07-12-2021	Palm Park Hotel	143 840,00	2021/12/06	2021/12/06	2021/12/07
14888	09-12-2021	HOME GROUND BASED	26 032,50	2021/11/11	2021/11/18	2021/12/09
14889	09-12-2021	BUBLEBEE	8 619,19	2021/11/29	2021/11/29	2021/12/09
14890	09-12-2021	THE INSTITUTE OF INTERNAL AUDITORS-SOUTH AFRICA	2 759,14	2021/11/26	2021/12/03	2021/12/09
14893	09-12-2021	LEPHALALE SUPPLIES	18 170,00	2021/11/12	2021/11/29	2021/12/09
14894	09-12-2021	SONS OF AFRICA HOLDINGS	56 850,00	2021/11/29	2021/11/29	2021/12/09
14895	09-12-2021	FLEET HORIZON SOLUTIONS	40 096,91	2021/11/29	2021/12/02	2021/12/09
14896	09-12-2021	LB PIPES	1 068 144,38	2021/09/21	2021/12/08	2021/12/08
14896	09-12-2021	AMAWAKAWAKA PROJECTS	577 832,59	2021/10/04	2021/12/08	2021/12/08
14897	09-12-2021	LB PIPES	4 062 257,37	2021/10/22	2021/12/08	2021/12/08
14897	09-12-2021	AMAWAKAWAKA PROJECTS	1 279 388,74	2021/10/25	2021/12/08	2021/12/08
14898	09-12-2021	Remax Adventure Prop	445,51	2021/11/29	2021/12/09	2021/12/09
14899	09-12-2021	Marcus Ramoroka	2 100,00	2021/12/07	2021/12/09	2021/12/09
14900	09-12-2021	Johannes Jacobus Naude	8 976,26	2021/12/08	2021/12/09	2021/12/09
14901	09-12-2021	Adeline Maureen Ngobeni	6 550,68	2021/12/08	2021/12/09	2021/12/09
14902	09-12-2021	TSHASHU CONSULTING AND PROJECTS MANAGERS	4 727 845,07	2021/11/02	2021/12/08	2021/12/09
14903	09-12-2021	Dowelani Godfrey Thathaisa	2 300,49	2021/12/08	2021/12/09	2021/12/09
14904	09-12-2021	DEFIN8 HYGINE	17 150,00	2021/11/11	2021/11/12	2021/12/09
14905	10-12-2021	SELEBALENG TRADING ENTERPRISES	29 325,00	2021/11/25	2021/12/09	2021/12/16
14906	10-12-2021	VIGILTORQUE TOWN PLANNERS	488 218,70	2021/11/15	2021/11/25	2021/12/10
14907	10-12-2021	Guardrisk Allied Products and Services (Pty)Ltd	5 000,00	2021/09/23	2021/12/10	2021/12/10
14908	17-12-2021	TIVA-TEBO TRADING AND PROJECTS	793 371,07	2021/11/17	2021/12/14	2021/12/17
14909	17-12-2021	RALUKA ENTERPRISE (PTY) LTD	29 512,00	2021/12/07	2021/12/09	2021/12/17
14910	17-12-2021	SASFIN COMMERCIAL SOLUTIONS (GLOBAL TRADE)	287,99	2021/11/07	2021/12/09	2021/12/17
14911	17-12-2021	SASFIN COMMERCIAL SOLUTIONS (GLOBAL TRADE)	3 156,46	2021/11/12	2021/12/09	2021/12/17
14912	17-12-2021	CHARLES WILLIAM SPARKS	26 130,52	2021/12/07	2021/12/13	2021/12/17
14913	17-12-2021	MAMOTHU TRADING AND PROJECTS	16 387,50	2021/12/09	2021/12/13	2021/12/17
14914	17-12-2021	SONS OF AFRICA HOLDINGS	84 510,00	2021/11/29	2021/12/13	2021/12/17
14915	17-12-2021	Nkgalane Jonathan Baloyi	2 247,17	2021/12/07	2021/12/17	2021/12/17
14916	17-12-2021	LOUIS GEORGE VERVEEN	75 311,04	2021/11/19	2021/12/14	2021/12/17
14917	17-12-2021	LOUIS GEORGE VERVEEN	207 449,74	2021/11/25	2021/12/14	2021/12/17
14918	17-12-2021	LOUIS GEORGE VERVEEN	103 559,82	2021/11/19	2021/12/14	2021/12/17
14919	17-12-2021	LOUIS GEORGE VERVEEN	229 791,90	2021/11/19	2021/12/14	2021/12/17
14920	17-12-2021	LOUIS GEORGE VERVEEN	4 439,81	2021/11/19	2021/12/14	2021/12/17
14921	17-12-2021	SPCA LEPHALALE DBV	9 048,00	2021/12/09	2021/12/13	2021/12/17
14922	17-12-2021	LEPHALALE EXHAUST AND TYRE FITMENT CENTRE	1 867,60	2021/12/13	2021/12/14	2021/12/17
14923	17-12-2021	SEBATA MUNICIPAL SOLUTIONS	199 260,93	2021/11/30	2021/12/15	2021/12/17
14924	17-12-2021	MOGOL NUUSVERSPREIDERS	5 450,00	2021/12/10	2021/12/14	2021/12/17
14925	17-12-2021	LEPHALALE EXHAUST AND TYRE FITMENT CENTRE	26 777,37	2021/11/25	2021/12/13	2021/12/17
14926	17-12-2021	JERRY TRADING AND ENTERPRISE	785 040,00	2021/12/10	2021/12/15	2021/12/17
14926	17-12-2021	KHUMZO TRADING ENTERPRISE	286 860,00	2021/12/10	2021/12/17	2021/12/17
14927	17-12-2021	DITHETO INVESTMENT (Pty) Ltd	435 390,00	2021/12/13	2021/12/14	2021/12/17
14928	17-12-2021	MSMILEY	120 200,00	2021/12/14	2021/12/17	2021/12/17
14929	17-12-2021	GET RENEWED	27 770,00	2021/12/03	2021/12/17	2021/12/17
14930	20-12-2021	MOLAPO NA	1 083,99	2021/12/12	2021/12/17	2021/12/20
14931	17-12-2021	THULARE A	1 272,00	2021/11/30	2021/12/17	2021/12/17
14932	20-12-2021	CAB 1983	19 717,18	2021/11/30	2021/12/17	2021/12/17
14933	20-12-2021	OTSWELENG P W	1 662,64	2021/12/15	2021/12/17	2021/12/20
14934	20-12-2021	VAN ZYL J W	943,52	2021/12/15	2021/12/17	2021/12/20
14935	20-12-2021	RAUTENBACH A J	3 312,16	2021/12/15	2021/12/17	2021/12/20
14936	20-12-2021	OMEGA INSTRUMENTASTION	270,97	2021/12/15	2021/12/17	2021/12/20
14937	20-12-2021	LOUBSER A L	6 052,13	2021/12/15	2021/12/17	2021/12/20
14938	20-12-2021	BLIGNAUT M J	2 201,12	2021/12/15	2021/12/17	2021/12/20
14939	20-12-2021	VILJOEN C	1 383,76	2021/12/15	2021/12/17	2021/12/20
14940	20-12-2021	MADUNA T I	1 310,35	2021/12/15	2021/12/17	2021/12/20
14941	20-12-2021	MAILA P K	1 702,41	2021/12/15	2021/12/17	2021/12/20
14942	20-12-2021	LEAST COST COMMUNICATION	101 125,68	2021/11/30	2021/12/17	2021/12/20
14943	17-12-2021	PHOENIX RISING ENTERPRISE	26 091,00	2021/12/08	2021/12/17	2021/12/17
14944	29-12-2021	LPG: PMG ROAD & TRANSPORT	2 616 540,67	2021/12/06	2021/12/17	2021/12/29
14945	20-12-2021	MNB CHARTERED ACCOUNTANTS	150 847,80	2021/11/21	2021/12/17	2021/12/20
14946	21-12-2021	RAPIDUS CONSTRUCTION	4 873 852,97	2021/12/14	2021/12/15	2021/12/21
14947	17-12-2021	KABE-TEBO CONSTRUCTION AND EVENT MANAGEMENT	110 175,00	2021/12/10	2021/12/17	2021/12/17



14948	21-12-2021	BEKA SCHREDER	505 080,00	2021/12/13	2021/12/15	2021/12/21
14949	17-12-2021	ESKOM	35 449,00	2021/11/23	2021/12/17	2021/12/17
14950	17-12-2021	ESKOM	1 841,25	2021/11/23	2021/12/17	2021/12/17
14951	17-12-2021	ESKOM	4 731,09	2021/11/23	2021/12/17	2021/12/17
14952	17-12-2021	ESKOM	2 370,24	2021/11/23	2021/12/17	2021/12/17
14953	17-12-2021	ESKOM	92 871,99	2021/11/29	2021/12/17	2021/12/17
14955	17-12-2021	ESKOM	48 540,14	2021/11/28	2021/12/17	2021/12/17
14956	17-12-2021	ESKOM	10 129,00	2021/11/24	2021/12/17	2021/12/17
	22-12-2021	SALARY DECEMBER	10 370 084,11	2021/12/22	2021/12/22	2021/12/22
14957	23-12-2021	PRETOR SKRYFBEHOEFTE	35 078,49	2021/11/29	2021/12/17	2021/12/23
14958	23-12-2021	TM AFRICAN PROJECTS	28 500,00	2021/12/13	2021/12/20	2021/12/23
14959	23-12-2021	MATSOSA PROJECTS	23 200,00	2021/12/10	2021/12/20	2021/12/23
14960	23-12-2021	AUTOZONE HOLDINGS	2 745,83	2021/12/01	2021/12/13	2021/12/23
14962	23-12-2021	GIVEN-MBAYO TRADING AND PROJECTS	21 300,00	2021/12/20	2021/12/20	2021/12/23
14963	23-12-2021	DEFINB HYGINE	24 800,00	2021/11/30	2021/12/20	2021/12/23
14964	29-12-2021	ESKOM HOLDINGS	256 480,89	2021/12/07	2021/12/20	2021/12/29
14965	23-12-2021	Anriet Pretorius	7 341,69	2021/12/15	2021/12/17	2021/12/23
14966	23-12-2021	Overboard Exports Pty Ltd	25 071,35	2021/12/15	2021/12/17	2021/12/23
14967	23-12-2021	Sarel Willem Kletbrink	790,85	2021/12/15	2021/12/17	2021/12/23
14968	23-12-2021	Minah Moekoa	1 072,44	2021/12/15	2021/12/17	2021/12/23
14969	23-12-2021	Engela Willemina Nel	1 385,97	2021/12/15	2021/12/17	2021/12/23
14970	23-12-2021	TEFO KE GAONE TRADING	34 858,08	2021/12/20	2021/12/20	2021/12/23
14971	23-12-2021	MNB CHARTERED ACCOUNTANTS	54 773,12	2021/12/13	2021/12/21	2021/12/23
14972	23-12-2021	K T S GENERAL TRADER	159 382,64	2021/12/20	2021/12/20	2021/12/23
14973	23-12-2021	GLOBAL STRAKE SECURITY	1 155 401,78	2021/12/15	2021/12/20	2021/12/23
14974	29-12-2021	NTSHIANA TRADING ENTERPRISE	550 965,00	2021/12/21	2021/12/21	2021/12/23
14975	23-12-2021	NTSHIANA TRADING ENTERPRISE	137 655,00	2021/10/27	2021/12/21	2021/12/23
14976	23-12-2021	SAICE	1 400,00	2021/11/24	2021/12/15	2021/12/23
14977	23-12-2021	Institute of Municipal Engineering of Southern Africa	2 160,02	2021/11/16	2021/12/15	2021/12/23
14979	23-12-2021	Merillious	2 872,00	2021/12/06	2021/12/20	2021/12/23
14980	23-12-2021	SUIT ME	26 700,00	2021/12/17	2021/12/21	2021/12/23
14981	23-12-2021	GEOGREY CONSULTING	29 600,00	2021/12/20	2021/12/21	2021/12/23
14982	23-12-2021	LEKINTLA CONSTRUCTION AND PROJECTS	16 621,60	2021/12/13	2021/12/17	2021/12/23
14985	29-12-2021	EXXARO COAL	1 486 548,56	2021/11/25	2021/12/21	2021/12/23
14986	23-12-2021	MATETE HYGIENIC SERVICE	29 200,00	2021/12/20	2021/12/22	2021/12/23
14987	23-12-2021	KONE ELEVATORS SOUTH AFRICA	2 254,60	2021/11/10	2021/12/22	2021/12/23
14988	23-12-2021	MAMALEA HOLDINGS	18 033,00	2021/12/08	2021/12/22	2021/12/23
14989	23-12-2021	ESKOM	3 504,30	2021/12/03	2021/12/22	2021/12/23
14990	29-12-2021	ESKOM	228 495,92	2021/12/08	2021/12/22	2021/12/29
14991	23-12-2021	ESKOM	2 705,46	2021/12/03	2021/12/22	2021/12/23
14992	23-12-2021	ESKOM	12 950,00	2021/12/03	2021/12/22	2021/12/23
14993	23-12-2021	ESKOM	105 258,30	2021/12/03	2021/12/22	2021/12/23
14994	29-12-2021	Auditor-General of South Africa - National	1 429 467,23	2021/11/30	2021/12/22	2021/12/29
14995	23-12-2021	SEBATA MUNICIPAL SOLUTIONS	471 490,23	2021/12/01	2021/12/22	2021/12/23
14996	23-12-2021	BRIGHT 4 STAR ELECTRICAL AND PROJECTS	74 520,00	2021/12/22	2021/12/22	2021/12/23
14997	23-12-2021	LEHUNA ENGINEERING SERVICES (PTY) LTD	29 400,00	2021/12/17	2021/12/17	2021/12/23
14998	23-12-2021	RWS TRADING ENTERPRISE	10 208,00	2021/12/03	2021/12/20	2021/12/23
14999	23-12-2021	JJE GENERAL DEVELOPMENTS	4 560,98	2021/11/25	2021/12/13	2021/12/23
15000	23-12-2021	STEP FORWARD CONSTRUCTION AND PROJECTS	13 035,00	2021/12/22	2021/12/22	2021/12/23
15001	23-12-2021	MATLOU L W	3 921,00	2021/12/15	2021/12/17	2021/12/23
15002	23-12-2021	Martin Gottlieb Eckard	5 946,85	2021/12/15	2021/12/17	2021/12/23
15003	23-12-2021	BRIGHT 4 STAR ELECTRICAL AND PROJECTS	19 872,00	2021/11/25	2021/12/17	2021/12/23
15004	23-12-2021	KONE ELEVATORS SOUTH AFRICA	2 254,60	2021/12/06	2021/12/22	2021/12/23
15005	23-12-2021	ESKOM	140 292,02	2021/12/03	2021/12/22	2021/12/23
15006	23-12-2021	CSV HOLDINGS	37 260,00	2021/12/13	2021/12/17	2021/12/23
15007	23-12-2021	SA POST OFFICE	42 784,08	2021/12/20	2021/12/20	2021/12/23
15008	29-12-2021	EXXARO COAL	1 475 604,50	2021/11/30	2021/12/23	2021/12/29
15009	23-12-2021	CSV HOLDINGS	4 140,00	2021/12/20	2021/12/20	2021/12/23
15010	29-12-2021	VODACOM	5 740,01	2021/12/01	2021/12/23	2021/12/29
15011	29-12-2021	VODACOM	26 878,43	2021/12/03	2021/12/23	2021/12/29
15012	29-12-2021	TELKOM SA	7 731,90	2021/11/30	2021/12/23	2021/12/29
15013	29-12-2021	EDUSOLUTION BOOKSHOP	90 021,84	2021/12/24	2021/12/24	2021/12/29
15014	23-12-2021	MOHLABI OCCUPATIONAL HEALTH SERVICES	24 300,00	2021/12/01	2021/12/23	2021/12/23
15015	23-12-2021	LEHUNA ENGINEERING SERVICES (PTY) LTD	79 000,00	2021/12/23	2021/12/23	2021/12/23
15016	29-12-2021	TIVA-TEBO TRADING AND PROJECTS	91 286,87	2021/12/22	2021/12/24	2021/12/29
	29-12-2021	PENSIONERS MEDICAL	67 035,98	2021/12/29	2021/12/29	2021/12/29
	29-12-2021	PENSIONERS MEDICAL	79 650,00	2021/12/29	2021/12/29	2021/12/29
	29-12-2021	SALARY 3RD PARTIES	4 879 220,16	2021/12/29	2021/12/29	2021/12/29
15017	29-12-2021	MISMILEY	118 500,00	2021/12/14	2021/12/24	2021/12/29
		TOTAL	70 328 739,04			